



School Games Federation of India



Recognised by Ministry of Youth Affairs & Sports, Govt. of India

Member: International School Sports Federation, Asian School Sports Federation, Asian School Football Federation

PATRON-IN-CHIEF
Padmabhushan Satpal
DELHI

PRESIDENT
Padmashree Sushil Kumar
Delhi Government

SECRETARY GENERAL
Dr. Rajesh Mishra
Co-ordinator U.P. School Games, Agra (U.P.)

PATRON
Dr. Abadh Kishore Mishra
Director (SIEMAT),
B.P., Bhopal

WORKING PRESIDENT
Narendra M. Sopal
Joint Director, Sports & Youth Services
Maharashtra, Pune

TREASURER
S. R. Karsh
Asst. Director, Sports & Public Instruction
Chhattisgarh, Raipur

क/एस.जी.एफ.आई./टेक्नी.समिति/4/
प्रति

भोपाल, दिनांक 07.09.2016

महासचिव,
स्कूल गेम्स फेडरेशन ऑफ इंडिया

विषय:- टेनिस वॉलीबाल के नियमों के प्रकाशन विषयक।

विषयान्तर्गत टेनिस वॉलीबाल खेल के नियमों का संपूर्ण दिवरण संलग्न कर प्रेषित है। उक्त नियम टेनिस वॉलीबाल एसोशियेशन से प्राप्त हुये है। उक्त नियमों का परीक्षण किया गया। नियमों के अनुसार खिलाड़ियों की संख्या संबंधी नियम निम्नानुसार रखा जाना उचित होगा।

i. Number of players

A team consists of 6 Players (Max 6 Min 4), out of these 6 players any 4 can play the match(games) , out of 6 players 4 players mentioned in the line up sheet will play the single match of each and two players will play the match of Doubles (1- 2-1)

ii. Reserve Player -

There is no substitute facility in the course of the actual match, If in the course of match any player is injured no substitute is permitted in this case the player has surrender the particular game. In other match coach can include any of the reserve members out of 6 players in first 4 player list.

Tel. No. 0582-2211107
Mob. No. 99837885096

Website: www.sgfifederation.com
E-mail: sgfi@sgfiindia.com
E-mail: sgfi@sgfiindia.com



E-mail: sgfi@sgfiindia.com
E-mail: sgfi@sgfiindia.com
E-mail: sgfi@sgfiindia.com



राकेश

School Games Federation of India
Secretary General



School Games Federation of India



Recognised by Ministry of Youth Affairs & Sports, Govt. of India

Member : International School Sports Federation, Asian School Sports Federation, Asian School Football Federation

PATRON-IN-CHIEF (Honorary) Member
Padmabhushan Satpal
DELHI

PRESIDENT
Padmashree Sushil Kumar
Delhi Government

SECRETARY GENERAL
Dr. Rajesh Mishra
Co-ordinator U.P. School Games, Agra (U.P.)

PATRON
Dr. Abadh Kishore Mishra
Director (S.E.M.A.T.)
M.P., Bhopal

WORKING PRESIDENT
Narendra M. Sopal
Joint Director, Sports & Youth Services
Maharashtra, Pune

TREASURER
S. R. Karsh
Asst. Director, Sports & Public Instruction
Chhattisgarh, Raipur

उपरोक्तानुसार खिलाड़ियों की संख्या के संबंध में उक्तानुसार नियमों से सहमत होते हुए स्कूल गेम्स फेडरेशन ऑफ इंडिया की समस्त इकाईयों को सूचित किया जाना उचित होगा एवं स्कूल गेम्स फेडरेशन ऑफ इंडिया के वेबसाइट पर टेनिस वॉलीबाल के उक्त नियमों को अपलोड किया जाये।

(के.एस.मूर्ति)

सदस्य

तकनीकी समिति

स्कूल गेम्स फेडरेशन ऑफ इंडिया

मोबाइल नंबर- 9827564992

(बी.बी.सक्सेना)

अध्यक्ष

तकनीकी समिति

स्कूल गेम्स फेडरेशन ऑफ इंडिया

मोबाइल नंबर - 9425682016

Tel. No. : 0562-2211107
Mob. No. : 99337885006

http://www.sgfboard.org
E-mail : sgfboard@rediffmail.com



E-mail : sgfboard@rediffmail.com
E-mail : sgfboard@rediffmail.com
E-mail : sgfboard@rediffmail.com



TENNIS VOLLEYBALL

**TENNIS
VOLLEYBALL**



RULES AND REGULATIONS

www.tennisvolleyballindia.com

राकुमि
School Games Federation of India
Secretary
General

CONTENT

Preface

History of the game

1. Chapter - I

Playing Court

2. Chapter - II

The equipments

- a) The ball
- b) The Net
- c) The pole

3. Chapter - III

The Team and players

- a) The Team
- b) Uniform of the Team

4. Chapter - IV

Preparation and development of the match.

- a) Toss
- b) Team Life up
- c) Location of participants.
- d) The Match
- e) Location of the Non playing team players and the coach.

5. Chapter - V

The Service and their Rules

- a) Starting
- b) Server and Receiver
- c) Foot fault
- d) Delivery of service

- e) Service fault
- f) When to Serve

6. Chapter - VI

Playing with ball and its Fault.

- a) Ball in play
- b) Ball at the Net
- c) Penetration into the opponent's space and court

7. Chapter - VII

FAULTS & SANCTIONS

- a) Game faults
- b) Consequences of a fault
- c) Misconduct
- d) Sanctions for misconduct

8. Chapter - VIII

WINNER OF THE MATCH

- a) Winner of the set
- b) Winner of the Game :
- c) Winner of the Match :


9. Chapter - IX

The officials and their duties v

- b) Duties of the umpire
- c) Duties of the line men .
- d) Duties of the Scorer
- e) Qualities of an official
- f) Judges Signs

10. Chapter - X

score sheet



PREFACE




The game of "Tennis Volleyball" is an interesting creating that finds expression in creativity & satisfaction of a playing and keeps all of us fit and healthy. It is such a novel idea that it attracts one & all of all the age groups. This game keeps them on their toes. The nature of the game is very magnetic.

Although in its infancy, it has gathered attention of many from almost every state of our country India. It is also gaining popularity in countries like Malaysia, Nepal, China, Taiwan, Iran, Bangkok, Japan, Korea, Australia, Canada, Ukraine, Russia etc

The mission is motivating everyone to take up this fitness sports.

I hope that this revised version of rules of Tennis Volleyball Will fulfill the demands of new generation with respect to this sport.

Prof. Dr. Venkatesh Wangwad
Founder & Secretary General
Tennis Volleyball Federation of India




3

HISTORY OF THE TENNIS VOLLEYBALL

The "Tennis Volleyball" was started (invented) by Prof. Wangwad Venkatesh, in 1986 who is the Head of the Dept. of Post Graduate Section and specialised in Volleyball, working in Chandrashekhar Agashe College of Physical Education, Pune (India). Prof. Wangwad was thinking for a new game to foster the childrens creativity and satisfy the youngsters for novelty.

When Prof. Venkatesh Wangwad was trainee for the course of Advanced Sport Bio-mechanics at National Institute of Sport, Patiala. He placed the idea before his colleagues and played the new game at tennis court by using the volleyball, hitting the ball with tennis rules. The new game was played by all trainee of Sports Biomechanics Course for one month at N.I.S. Institute. After coming back to college Mr. Wangwad introduced this new game to the trainees of Physical Education every year as a Recreational Game. In 1998 Mr. Wangwad thought that, this new game should be placed before the sports field as a competitive game Mr. Wangwad laid some playing rules of this game and first time he demonstrated the game in National Conference. All expert from all over the country, were vithess for this game they liked the game very much. Some expert suggested to modify the rules of this game. In same conference the rules committee was formed under the chairmanship of Mr. Wangwad. The committee studied and experienced for two months at Karad and they modified the Rules of this game.

Mr. Wangwad and his colleagues demonstrated this game at every city and district of India for the whole year of 1999. The media people gave wide publicity for this new game. So the new game thus became popular in all over India within a short period of time. To control and regularise the game. Mr. Wangwad called all the sports organiser and players of tennis volleyball at Pune on 1st Jan. 1999. In this meeting tennis



4



volleyball lover and organiser controlling body of the new game was formed as "Tennis Volleyball Federation of India". Mr. Vijay Bhawe was elected as President and Mr. Venkatesh Wangwad as Secretary and Convener of Associations framed by the respective local organiser. The Tennis Volleyball Federation announced and conducted the 1st National Championship of this game in April 1999 at Maharashtra Mandal, Pune with the help of Vishvesh Krida Mandal Pune, Maharashtra


Federation announced and conducted the 1st National Championship of this game in April 1999 at Maharashtra Mandal, Pune with the help of Vishvesh Krida Mandal Pune. Maharashtra State Teams won the both titals in this 1st National Championship.

The second National championship was held at

Jalgaon Maharashtra in March 2001, 12 Teams from various state were participated The third National Championship was held in May 2002 again at Pune 14 states participated. The fourth, National Championship was held at Chindwada M.P. in 2003. 16 teams states participated in this championship. The fifth National Championship was held at Varanasi in 2004 and 18 state teams Participated in this National Championship. The sixth National Championships was heald at Pune in Feb. 2005. 20 states Teams Participated in this championship. The Sub junior, junior and Senior mix Doubles championship was started from 2003 for every year.


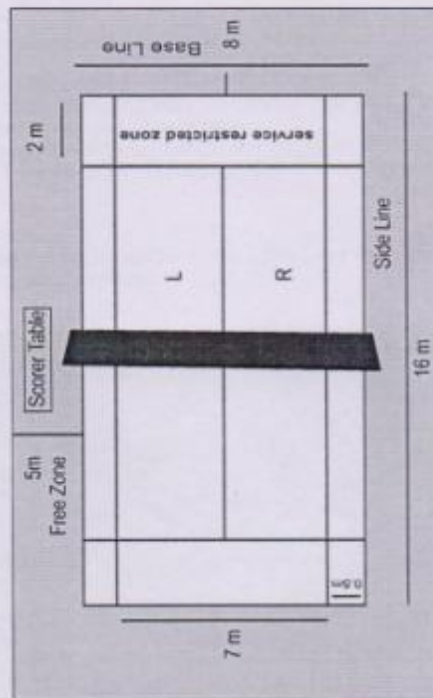
This game was introduced in foreign countries at several times. In 2000 pree Olympic congress Brisben, Dr. Wangwad Demonstrated this game through video in presence of 75 delegates of the different counties. In May 2001 at sizran Russia The Indian Team of Tennis Volleyball demonstrated this game at this occasion of Non Olympic sports. This team was headed by Dr. -Wangwad. In Feb. 2004 The same Indian team has demonstrated this game at Bangkok on occasion of first inter national Traditional games and festival. This team was aist> headed by Dr. Wangwad.

Recently our website has bee launched www.tennisvollyballindia.com
This year Tennis Vollyball has been included In School Federation of Indle.



RULES OF THE GAME CHAPTER -1

PLAYING COURT



1.1 :- Dimensions of the court

The Playing Court is a rectangular measuring 16 meters x 8 meters surrounded by a rectangular free zone of minimum of 5 meters from the playing surface for Double and 16 meters x 7 meters for singles.

1.2 :- Playing Surface

- 1.2.1 :- The playing surface must be flat, horizontal and uniform. The playing surface should be hard clay court.
- 1.2.2 :- The playing surface should not have any danger which may create injury to the player. It is forbidden to play on rough, wet or slippery surface, e.g. cement, sand, etc.
- 1.2.3 :- The court may have a slope of 5 mm/mt for drainage.
- 1.2.4 :- All court lines shall be marked with lime or paint and included in the court measurement.

1.3 :- Boundary Lines


- 1.3.1 :- All lines shall have a width of 5 cm they must have a contrast colour to the floor.
- 1.3.2 :- Two side lines and two base lines shall mark the playing court, both sides of the base lines are included from the 16x8 meters. Playing area for doubles match and 16x7 meters for singles. All marking line should be 5 or less than 5 cm in width

1.4 :- Center Line

The axis of the center line divides the playing court in to two equal court and measuring 8x7 and 8x8 meters each. This extends beneath the net from side line to side line.

1.5 :- Service Restricted Zone

On each back side of the court, the restricted service area is limited by the service line which is parallel to Base line and at the 2 meters distance from it inside of the court from base line.



1.6 :- Court Line

Court line, which is parallel to the side line divides the court from restricted service zone lines to center line is service court.

1.7 :- Service Court


The area bounded by the court lines, sidelines and restricted service zone lines to center line is service court.

1.8 :- Service Zone

Two lines each 10cm long mark identify the side limit of the service zone at the end of each courts. They shall be drawn 15 cm behind and perpendicular to the base line, one is drawn as an extension of side line and other is of court line.

1.9 :- Lighting

Lighting on a court should be 500 to 1500 luxes measured 7m. high from playing surface.



राक्षसि



can include any of the reserve members out of 6 players in first 4 player list .

3.2. :- Uniform of the Player

3.2.1 :- Players uniform shall consist of a jersey and Shorts of same colour and with number on front and backside.

3.2.2 :- The player must have suitable shoes as he desire.

3.2.3 :- The captain must have identification on the arm, noting that he/she is the captain of the team. The player must not have any thing on their jersey that might impede the game.



3.3 :- Rights and responsibilities of the Player

3.3.1 :- The player must know the rules of the game and abide by them.

3.3.2 :- The player must accept the referee's decisions, should not argue against the decision.

3.4 :- Duties of the Captain

3.4.1 :- The captain shall represent the players and be responsible for the actions behavior a comments of the team.

3.4.2 :- The captain shall conduct the following:

- To submit the playing order sheet to the official.
- Choose the court or service after the toss.
- Sign the records at the end of the match.



3.5 :- Responsibilities of the Coach/manager

3.5.1 :- Prior to the game, he must register, check the names and numbers of his players on the core sheet and place his signature on it.

3.5.2 :- The coach / Manager shall lead the team and be responsible for the actions moments of the team.

3.5.3 :- The coach / Manager shall conduct the following:

- Designate a captain.
- Indicate the absence of a player.
- During the match he must sit on player's bench besides the scorer.

CHAPTER 4

PREPARATION & DEVELOPMENT OF THE GAME

4.1. :- Toss up and warming-up at the Net

Before entering in the court, the referee carries out a toss up in the presence of the two team captains. The winner of the toss chooses the court or the right to serve first. This is Applicable for every match, single or Double and reverse single.

4.2. :- Teams warming up

4.2.1 :- Prior to the match each team will have 5 minutes warm-up period at the net, if they previously had another playing court at their disposal, if not they may have 5 minutes.


4.2.2 :- If both captains ask to warm-up at the same time both teams may get at the net for 5 minutes.

4.2.3 :- In the event of consecutive warm-ups, the team that has won the right to serve takes the first at the net.

4.3. Team Line up, Location of participants & the match

4.3.1 :- **Team line up** before start of set each coach must present his standing line-up sheet to the referee.

4.3.2 :- The six players those who are part of team compose the



line-up of a team. The number of 6 players may be reduced up to 4 .

4.3.3 :- The four player will have to play game of three set of each match single Double and single if necessary.

4.3.4 :- Out of 6 the 4 different players have to play two matches of singles & another two player from the same team must play the one match of doubles. and remaining 2 will remain as reserve players

4.3.5 :- The sequence of the game is singles - doubles - singles.

4.4. . The Match

4.4.1 :- A match consist of singles-doubles-singles games as discussed.

4.4.2 Best of three :- There may be three sets for both the singles & doubles i.e. for each game.

4.4.5:- The team which win first singles & doubles need not play second singles but if it looses any one game of the same may have to play deciding game i.e. second singles.

4.4.4:- Each set will be of 21 points

4.4.5 :- For both singles & Doubles the player or the pair scores 15 pts. first may be declared as the set. Winner of two sets may be declared as the winner of the match. Also of signals / doubles .



TEPPIS
VOLLEYBALL

13

4.5. Location of the non-playing team player & coach

4.5.1 :- The player not playing match are non playing team players. During first singles rest of the player (those who are going to play doubles or second singles) may call as non-playing team players.

4.5.2 :- The non-playing team players & coach must sit on the bench located on the side of their own court beside the scorer.

4.5.3 :- The non-playing players may start their warming up at the end of the game which is being played by their team players/player.

4.5.4. :- The non-playing team members may cheer and applaud there teammates but not give them instructions.

CHAPTER 5

THE SERVICE

5.1. Starting

The winner of the toss decides to accept the choice of court or the right to serve. The first service of the 1 & 3 game i.e. both singles will be given to the team choosing the right to do it after the toss, the other sets & the game double will be started with the service by the team the did not serve first servestands with his both feet behind the baseline on the right hand side of his court. His feet must remain behind the baseline & on the ground within the service zone until the ball is played. The ball is then thrown in to the air above shoulder level and struck with his one hand before it hits the ground. It must land in the only one chance to make a good service after which the service is lost.



TEPPIS
VOLLEYBALL

14



5.2. Server and Receiver

The player shall stand on the opposite side of cross court of the net; the player who first delivers the ball shall be called the server and other opponent as the receiver.

5.4 :- Foot fault

5.4.1:- The server shall not touch/ cross the base line through out the delivery of service.

5.4.2:- The server should not change his position by walking, running or jumping during the service.

5.4.3:- The server shall not touch, with either foot, any area other than that behind the base line. The server both feet should touch the floor at the time of service. **The server shall not**



SPORTS
VOLLEYBALL

15

cross the base line through out the delivery of service.

5.4 Delivery of Service

The ball served shall pass over the net and hits the ground within the service court which is diagonally opposite.

5. Service Fault

5.5.1:- If the server commits any breach of rules.

5.5.2 :- If he misses the ball in attempting to hitting it.

5.5.3 :- If the ball served touches the net or post before it hits the ground,

5.5.4 :- If the ball is served under armed.

5.5.5 :- If the served ball hits the ground other than service court.

5.5.6 :- Player of the serving team (in doubles) must not, through screening, prevent their opponent from watching the server or the trajectory of the ball.

6. When to serve

The server shall not serve until the receiver is ready. If the latter attempt to return the service, she/he shall be deemed ready and after giving the signal by referee to serve it.



SPORTS
VOLLEYBALL

16



CHAPTER 6
PLAYING WITH THE BALL & ITS FAULTS



6.1:- Ball in play and its fault

The ball is in play from the service hit to the moment

- a) Ball lands on the side-lines or base-line.
- b) A player carries the ball
- c) A player continuously touches the ball twice or the ball is touched twice to the player.
- d) (i case of doubles) both the player touch the ball or the ball is touched both the players.
- e) A player falls or touches the net or the posts after he plays the ball.
- f) The ball is hit or touches any part of the body except the hand of the receiver (who is receiving the service or the return)
- g) The served ball is received by the wrong player & not by free receiver.
- h) The served ball is touched by player before one bounce.

2. Ball at the Net :- The ball must cross the court in vertical plane of the net within the crossing space i.e. * m horizontal and in case of indoor 15 m high.

3. Penetration Into the opponent's space and court

6.3.1 :- Each team must play within its own court & related space i.e. (free zone) except in the following cases:-



17

- i) Hands crossing the vertical plane of the net,
- ii) During the block it is not permitted to contact the ball above the net within the opponent's space.
- iii) While the attack hit is permitted to cross the hand over the net if the contact was made in the player's own playing space.
- iv) It is forbidden to contact the net all along its length including the side poles.
- v) When a ball is driven in to the net and which causes to the contact an opposing player, no fault is committed.

CHAPTER 7
FAULTS & SANCTIONS

When participants commit faults during the game due to actions contrary to the rule or due to misconduct, the first referee judges the faults and determines the sanctions applicable, in accordance with the following principles:-

7.1. Game Fault

These are individual actions or team movements contrary to the rule of the game and they consist of

- i) Not sending the ball correctly over the net into the opponent's court.
- ii) Carrying out an action stipulated in the rules as a fault.
- iii) carrying the ball .

7.2. Consequences of a Fault

7.2.1. :- There is always a penalty to a fault

7.2.2. :- depending upon the case a penalty means that the opponent to the team committing the fault gains a point or the right to serve.

7.2.3 :- If two opponent's commit a fault simultaneously the penalties cancel each and other and a play-over is called.

7.3. Misconduct :- Behavior towards officials, opponent's spectators or teammates may be incorrect, and depending upon the degree of the offence, conduct must be sanctioned as:-



18



7.3.1:- Unsportsmanlike conduct: If a participant delays the game, coaches the team when it is forbidden to do so, shouts, intimidates the opponents or argues with players, referee or spectators

7.3.2 Rude conduct: If the participant acts contrary to good manners, moral principles or his action is the expression of contempt towards the referees, opponents or spectators.

7.3.3:- Offensive conduct : If any aggressive attempt at personal honour is made by means of insulting words and gestures to a referee or opponent or a spectator.

7.3.4:- Aggression: If a real, physical attack or an initiated aggression against a referee, an opponent or the spectator is made.

7.4. Sanctions for misconduct :- Depending on the degree of the incorrect conduct according to the judgment of the first referee, the sanctions to be applied are:-

7.4.1:- Warning, for unsportsmanlike conduct. Penalty is given but it warns the player(s) or team(s) for a second



unsportsmanlike conduct for the remaining set.

7.4.2:-Penalty, for rude behavior: It must be registered on the score sheet and the opposing team will. Gain a point or the service

7.4.3:- Expulsion and disqualification: Offensive conduct is sanctioned by expulsion and it means that the player is not allowed to play for the remaining of the match. Aggression is sanctioned by disqualification, and it means that the player must leave the area for the remainder of the match.

CHAPTER 8

8.1 WINNER OF THE MATCH

8.1.1:- Winner of the set:- The winner of the set is the team that scores 21 points with a minimum advantage of 2 points or the event of a tie (21-21) the winner is the team that obtains 2 points (21-23,22-24,23-25)

8.1.2 :- Team that scores a point's:- Only the team (i.e. a player or a pair) that scores a point, if it wins the rally either because of its playing action by the referee.

8.1.3 Winner of the Game: A player or a pair wins any 2 sets out of 3 will be declared as the winner of the game. (i.e. singles or doubles)

Winner of the Match A team which wins 2 games out of 3 those are 2 singles and one doubles will be declared as the winner of the match.

CHAPTER 9

GUIDED LINES FOR THE REFEREE

The matches should be conducted by 4 referees 1 main referee, 1 scorer, 2 line judges.

9.1. Qualities require for referee and other officials



9.1.1:- The referee should have pass the officiating examination conducted by the Federation.

9.1.2:- The examination standard shall be at various level e.g. District, State, National and International

9.1.3 :- .The examination shall be the theory and practical both.

9.1.4 :- Those who have passed the particular level of examination, he shall be the eligible to conduct referee that same level of tournament (competition)

9.1.5:- The referee must have physically and mentally fit.

9.2 DUTIES OF THE OFFICIALS :-

9.2 Duties of the Referee:

Referee should inspect all the equipment and ground marking before start of the match.

9.2.1:- Referee should call upon both captain / players and toss the coin.

9.2.2:- The referee shall start the match and give the correct impartial decision as per rules of the game& he must good knowledge of the rules & its latest updates.

9.2.3:- Referee permits 1 official time out at 11 points and substitution as per demand of respective captains / Manager.


9.3.1 Duties of the lines men:- The line men shall assists to the referee for giving the decisions.

9.3.2 :- They should stand at the distance of 7 meters at both end of the court and opposite side of the referee.

9.3.3 :- If the referee as by signed whether the ball is right or out, they should raise the flag for out ball and should downward flag is the ball is in the court. Hand signals also can used .

9.3.4 :- If the server makes any type of fault they should remind the referee the for such types of fault.

9.3.5 :- If the player played by wrong playing order the line men can remind the referee for such wrong order.



21

9.4 The Scorer


9.4.1 :- There shall be 1 scorer for the match.

9.4.2 The position of the scorer shall be to the opposite side of the referee and out side of the court. He shall be seated on the chair to note down the score of the game and match.

9.5 :- Duties of the Scorer

9.5.1 :- the scorer should check the line up sheet & should note names of the player and their chest number before starting of the match.

9.5.2.:- In case of doubles the scorer should note the playing order of the player before starting of the game and every service.

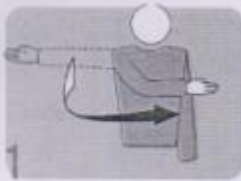


22




TENNIS VOLLEBALL OFFICIAL SIGNS.

AUTHORISATION TO SERVE



TEAM TO SERVE



CHANGE OF COURTS |



TIME-OUT



MISCONDUCT PENALTY



DISQUALIFICATION



BALL NOT TOSSED OR RELEASED AT THE SERVICE HIT




DELAY IN SERVICE



23

TENNIS VOLLEBALL OFFICIAL SIGNS.

BALL "IN"



BALL "OUT"



DOUBLE CONTACT



NET TOUCHED BY PLAYER



REACHING BEYOND THE NET



BALL "IN"



9

10

11

12

13

14

BALL "OUT"



BALL TOUCHED



15

16

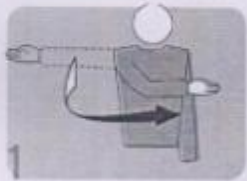


24




TENNIS VOLLEBALL OFFICIAL SIGNS.


AUTHORISATION TO SERVE




TEAM TO SERVE



CHANGE OF COURTS |



TIME-OUT



MISCONDUCT PENALTY



DISQUALIFICATION



BALL NOT TOSSED OR RELEASED AT THE SERVICE HIT



DELAY IN SERVICE



23

TENNIS VOLLEBALL OFFICIAL SIGNS.

BALL "IN"



BALL "OUT"




DOUBLE CONTACT



NET TOUCHED BY PLAYER



REACHING BEYOND THE NET



BALL "IN"



BALL "OUT"



BALL TOUCHED



24



SCORE SHEET				DATE		
Tennis Volleyball Federation of India				ROUND		
MATCH NO.:	MEN. / WOMEN	TEAM	V/S TEAM	AGE GROUP		
SINGLE / DOUBLE	VENUE	TOSS WON BY	TIME	CATEGORY		
NAME OF THE PLAYER : _____			NAME OF THE PLAYER : _____			
1st Single : Set 1 : 1,2,3,4,5,6,7,8,9,10,11,12,13,14,15,16,17,18,19,20,21,22,23,24,25 Set 2 : 1,2,3,4,5,6,7,8,9,10,11,12,13,14,15,16,17,18,19,20,21,22,23,24,25 Set 3 : 1,2,3,4,5,6,7,8,9,10,11,12,13,14,15,16,17,18,19,20,21,22,23,24,25			1st Single : Set 1 : 1,2,3,4,5,6,7,8,9,10,11,12,13,14,15,16,17,18,19,20,21,22,23,24,25 Set 2 : 1,2,3,4,5,6,7,8,9,10,11,12,13,14,15,16,17,18,19,20,21,22,23,24,25 Set 3 : 1,2,3,4,5,6,7,8,9,10,11,12,13,14,15,16,17,18,19,20,21,22,23,24,25			
NAME OF THE PLAYER : _____			NAME OF THE PLAYER : _____			
Doubles : Set 1 : 1,2,3,4,5,6,7,8,9,10,11,12,13,14,15,16,17,18,19,20,21,22,23,24,25 Set 2 : 1,2,3,4,5,6,7,8,9,10,11,12,13,14,15,16,17,18,19,20,21,22,23,24,25 Set 3 : 1,2,3,4,5,6,7,8,9,10,11,12,13,14,15,16,17,18,19,20,21,22,23,24,25			Doubles : Set 1 : 1,2,3,4,5,6,7,8,9,10,11,12,13,14,15,16,17,18,19,20,21,22,23,24,25 Set 2 : 1,2,3,4,5,6,7,8,9,10,11,12,13,14,15,16,17,18,19,20,21,22,23,24,25 Set 3 : 1,2,3,4,5,6,7,8,9,10,11,12,13,14,15,16,17,18,19,20,21,22,23,24,25			
NAME OF THE PLAYER : _____			NAME OF THE PLAYER : _____			
2nd Single : Set 1 : 1,2,3,4,5,6,7,8,9,10,11,12,13,14,15,16,17,18,19,20,21,22,23,24,25 Set 2 : 1,2,3,4,5,6,7,8,9,10,11,12,13,14,15,16,17,18,19,20,21,22,23,24,25 Set 3 : 1,2,3,4,5,6,7,8,9,10,11,12,13,14,15,16,17,18,19,20,21,22,23,24,25			2nd Single : Set 1 : 1,2,3,4,5,6,7,8,9,10,11,12,13,14,15,16,17,18,19,20,21,22,23,24,25 Set 2 : 1,2,3,4,5,6,7,8,9,10,11,12,13,14,15,16,17,18,19,20,21,22,23,24,25 Set 3 : 1,2,3,4,5,6,7,8,9,10,11,12,13,14,15,16,17,18,19,20,21,22,23,24,25			
Referees			FINAL RESULTS			
Name of the Official			TEAM		TEAM	
Signature			Game Won		Points	
1			Game Won		Points	
2			Game Won		Points	
Scorers			Match WON BY			
Scorer 1			Coach Sign		Captain Sign	
Scorer 2			Coach Sign		Captain Sign	
Lines Man			Match WON BY			
1			Coach Sign		Captain Sign	
2			Coach Sign		Captain Sign	





Author :
Dr. V. S. Wangwad
Prin. Bhimashankar B.Ed College Mancher,
Founder & Secretary General
Tennis Volleyball Federation of India

Author :
Mr. Ranjeet Chamle
H.O.D H&PE (Dept.)
Delhi Public School, Pune.

www.tennisvolleyballindia.com

Executive Comity

President : Anil Diggikar (Maha) L.A.S	Working President : Mr. Shivalal Dhankude
Gen. Decretary : Dr. Venkatesh Wangwad (Maha)	Vice President : Nalla Mall Reddy Mr. Ramesh Damle
Joint Secretary : T. Narsinhamam Reddy	Treasurer : Prof. Ranjeet Chamle
Adviser : Mr. Manik Thosare	Adviser : Mr. Janak Tekale

Executive Members :

Dr. J.P. Zadbuke	Dr. Nayna Nimkar
Mr. C.A. Tamboli	Dr. Shrivastav (Delhi)
Dr. Appna Gasti (Kar)	Mr. Somvir Sing (Delhi)
Mr. Vijayan (Andman)	Mr. Uttam Kayastha (Asam)
Sanjay Tiwari (Bihar)	Mr. Ravi Morale
Mr. Iqbal (J&K)	Mr. Ajay Singh (H.P)

Technical Comity

Dr. Deepak Shendkar	Dr. Mahesh Deshpabe
Mr. Anand Khare	Dr. Sharad Aher

